



AW FLOW METERS

JV-KG Series Positive Displacement Flow Meter



Technical Specifications:

- Flow ranges 0.003 to 120.0 GPM
- Accuracy $\pm 0.5\%$ of reading
- Pressure rating up to 5,000 PSI
- Bi-Directional flow capabilities
- Six Flow Ranges available
- Aluminum, 303 and 316 SS bodies
- Pulse, mA and Voltage Sensors available
- Economical cost

What is a JV-KG Meter?

The JV-KG Series represents a positive displacement meter that is affordable and accurate. One primary feature is the ability to maintain consistent accuracy despite changing viscosity conditions. This reliability, coupled with a large turndown range, offers an affordable replacement for older turbine technology. The meter's solid construction and excellent dynamic response are well suited to the measurement of oil, grease, fuel, solvents, polyurethanes, brake fluid, skydrol as well as other nonabrasive lubricating fluids.

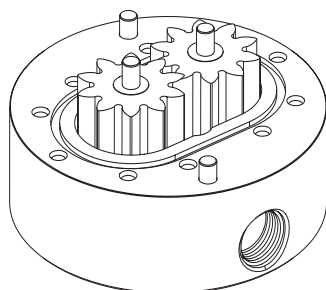
Since there is no need for straight run piping upstream or downstream of the flow meter, the JV-KG flow meters are simple to use and to install. The meters produce good resolution and high accuracy at low flow rates. Flow may be bi-directional, such as for cylinder position measurements, without damage to internal parts. Non-intrusive sensors, panel displays and electronic modules can be added to complete this superior value package.



AW FLOW METERS

JV-KG Series

Positive Displacement Flow Meter



Meter Technical Data

Materials of Construction:

Body: JVA - Aluminum
JVM - 303 Stainless Steel
JVS - 316 Stainless Steel

Gear: Stainless Steel

O-Ring: Teflon / Viton optional

Bearings:

Stainless Steel

Accuracy:

± 0.5% over 10:1 turndown
with 30cP fluid

Repeatability:

± 0.1%

Max Fluid Temperature:

Meter 185° F Aluminum Body

Meter 400° F Stainless Body

Meter Type	Range Gal/Min	Impulse/ Gallon	Impulse/ cc	Dia (in)	HGT (in)	Ports	Filtration (micron)	Pressure Rating (PSI)
JV#-12KG	0.003-0.8	53,000	14	3.0	2.2	1/4" **	30	5,000
JV#-20KG	0.01-2.0	15,900	4.2	3.3	2.2	1/4" **	30	5,000
JV#-30KG	0.03-7.0	6,600	1.7	3.3	2.6	1/2" **	30	5,000
JV#-60KG	0.05-20	1,800	0.47	4.9	4.25	3/4" **	30	5,000
JV#-80KL	0.5-60	1,600~	0.42	8.4	5.5	1-1/4" *	200	5,000
JV#-90KL	1.0-120	800~	0.21	8.4	7.0	1-1/4" *	200	5,000

Complete part # by selecting body material as follows: JVA=AL, JVM=303SS, JVS=316SS

** NPT is standard, BSPP is available

* Through hole for 1-1/4" Code 62 flange connections

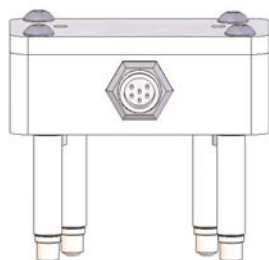
~ Configured for x4 sensor output

Model	Sensor Types	Sensor Features
HEF-xx	Single Sensor - standard	Frequency output
DH-xx	Dual Sensor with x2 resolution	Single or quadrature frequency output
MAG-Px	Hall Effect Single Sensor	Frequency output, with conduit connection
FIP-xxx	Meter Mounted Analog Output Sensor	3 wire analog output, current or voltage
CAPM-xx	Single Sensor	Frequency output
CAPM-15	High Temp Sensor to 400°F for Stainless Steel	Separated pickup & amplifier module
QUAD-4	Quad Sensor with x4 Resolution	Single or quadrature frequency, -80KL & -90KL

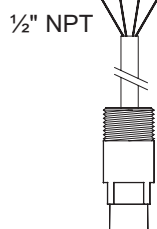
XX = Consult factory or see price list for complete part number

Products may be subject to change without notice – Contact factory for current information

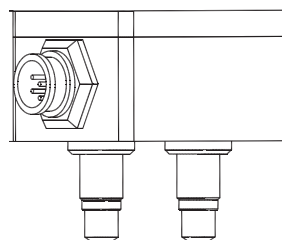
Quad-4



Mag-Px



DH Sensor



FIP-Analog Output Pickup

